

MONTHLY STATISTICAL BULLETIN

MARCH 2022

Market capitalization: 230.824.553.371

Turnover: 705.188.350

Number of transactions: 1.466

MBI10: 6.097,34

↑2,80%

↓33,92%

↓34,32%

↑4,78%

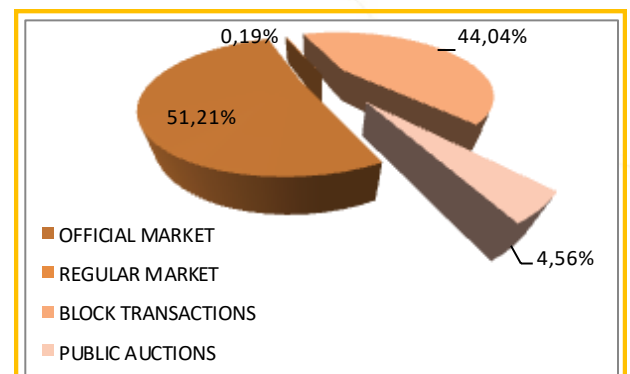
BASIC INDICATORS

TURNOVER (denars)	February 2022	March 2022	% of change
TRADING IN BEST	589.361.057	362.473.605	-38,50
SHARES	569.883.274	358.117.488	-37,16
BONDS	19.477.783	4.356.117	-77,64
OTHER SECURITIES	0	0	-
DAILY AVERAGE TURNOVER (denars)	29.468.053	15.759.722	-46,52
DAILY AVERAGE NUMBER OF TRANSACTIONS	111	63	-43,24
BLOCK TRANSACTIONS	409.486.366	310.556.745	-24,16
PUBLIC AUCTIONS	0	32.158.000	-
PUBLIC OFFERING	68.360.000	0	-
TOTAL	1.067.207.423	705.188.350	-33,92
NUMBER OF TRANSACTIONS			
TRADING IN BEST	2.204	1.449	-34,26
BLOCK TRANSACTIONS	18	14	-22,22
PUBLIC AUCTIONS	0	3	-
PUBLIC OFFERING	10	0	-
TOTAL	2.232	1.466	-34,32
MARKET CAPITALIZATION (denars)			
MARKET CAPITALIZATION OF SHARES	224.545.122.651	230.824.553.371	2,80
OFFICIAL MARKET-SHARES	218.934.729.756	224.538.678.396	2,56
MARKET OF JOINT STOCK COMPANIES WITH SPECIAL REPORTING OBLIGATIONS	5.610.392.895	6.285.874.975	12,04
MARKET CAPITALIZATION OF BONDS	18.515.000.616	18.507.547.860	-0,04
MARKET CAPITALIZATION OF OTHER SECURITIES	313.102.125	313.102.125	0,00
TOTAL MARKET CAPITALIZATION	243.373.225.392	249.645.203.356	2,58
MBI10	5.819,46	6.097,34	4,78
OMB	133,49	133,13	-0,27
NUMBER OF LISTED SECURITIES*	96	94	-2,08
NUMBER OF TRADING DAYS	20	23	15,00

*The calculation includes the shares of Idevelop AD Skopje, ArceloMittal Skopje (HRM) AD Skopje, Blagoj Tufanov AD Radovish and Trudbenik AD Ohrid which are long term suspended from listing.

TURNOVER STRUCTURE

Market segment	Turnover (denars)	Turnover (EUR)	%	Number of transactions
OFFICIAL MARKET	361.128.980	5.853.447	51,21	1.444
REGULAR MARKET	1.344.625	21.795	0,19	5
BLOCK TRANSACTIONS	310.556.745	5.033.715	44,04	14
PUBLIC AUCTIONS	32.158.000	521.242	4,56	3
TOTAL	705.188.350	11.430.198	100,00	1.466



MONTHLY STATISTICAL BULLETIN

10 MOST LIQUID SHARES (Official market)

Issuer	Max (denars)	Min (denars)	Average price (denars)	Volume	Turnover (denars)	Turnover (EUR)	%	Num. of trans.	Market capitalization (denars)
Komercijalna banka Skopje	13.000,00	11.565,00	12.180,86	13.535	164.867.875	2.672.301	46,21	554	28.735.069.293
Alkaloid Skopje	18.500,00	17.201,00	17.597,65	5.500	96.787.055	1.568.797	27,13	347	25.764.354.000
NLB Banka Skopje	28.300,00	25.900,00	27.026,16	1.331	35.971.824	583.058	10,08	143	24.084.520.200
Makpetrol Skopje	74.000,00	69.101,00	72.238,12	139	10.041.098	162.753	2,81	47	8.260.451.232
Granit Skopje	1.320,00	1.200,00	1.260,81	5.900	7.438.798	120.573	2,09	44	3.992.636.531
Teteks Tetovo	2.413,00	2.280,00	2.316,69	3.182	7.371.710	119.486	2,07	26	973.301.850
TTK Banka Skopje	1.390,00	1.260,00	1.370,54	4.635	6.352.451	102.965	1,78	43	1.261.964.320
Stopanska banka Skopje	1.500,00	1.366,00	1.422,23	4.402	6.260.659	101.477	1,75	53	26.190.270.000
Makstil Skopje	112,00	90,00	99,97	29.205	2.919.742	47.325	0,82	46	1.608.523.730
UNI Banka Skopje	2.854,00	2.600,00	2.740,88	1.040	2.850.510	46.203	0,80	19	1.501.464.250
Rest				26.694	15.911.141	257.899	4,46	107	102.166.122.989
Total				95.563	356.772.863	5.782.839	100,00	1.429	224.538.678.396

TOP GAINERS / TOP LOSERS—OFFICIAL MARKET

Issuer	Average price (denars) 28.02.2022	Average price (denars) 31.03.2022	% of change
TOP GAINERS			
GD-Tikves Kavadarci	157,00	1.030,00	556,05
Makstil Skopje	92,00	110,00	19,57
Granit Skopje	1.205,23	1.299,95	7,86
Makpetrol Skopje	68.216,67	73.503,33	7,75
Komercijalna banka Skopje	11.725,04	12.608,26	7,53
TOP LOSERS			
Prilepska Pivarnica Prilep	37.000,00	33.000,00	-10,81
Replek Skopje	92.001,00	83.005,00	-9,78
UNI Banka Skopje	2.912,21	2.750,00	-5,57
Fersped Skopje	59.500,00	57.000,00	-4,20
Makedonijaturist Skopje	4.700,00	4.600,00	-2,13

OVERVIEW OF THE TRADING WITH BONDS

	HIGH (%)	LOW (%)	Last daily average price(%)	Last trading day	Volume	Turnover (denars)	Turnover (EUR)	Yield to maturity *
Government bonds-denationalization XIII issue (RMDEN13)	98,00	98,00	98,00	25.3.2022	1.300	78.599	1.274	2,26%
Government bonds-denationalization XIX issue (RMDEN19)	99,80	99,00	99,00	16.3.2022	25.176	1.548.311	25.096	2,02%
Government bonds-denationalization XX issue (RMDEN20)	99,90	99,80	99,80	30.3.2022	44.287	2.729.206	44.237	2,00%

* The model for calculation of annual average yield to maturity is adapted to the characteristics of the bonds. Calculation date is 31.03.2022 using the last average price of the bonds.

MONTHLY STATISTICAL BULLETIN

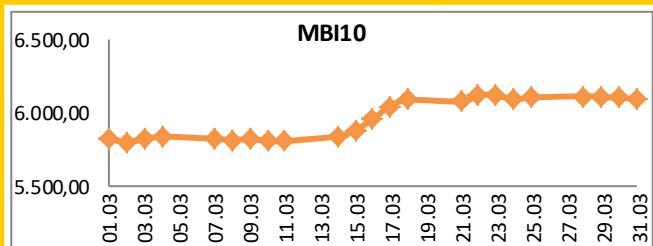
MBI10

Value at 31.03.2022 **6.097,34**

MAX Value in March (22.03.2022) 6.121,93

MIN Value in March (02.03.2022) 5.799,92

% of change from 30.12.2021 -0,91%

All about MBI10 on: <http://www.mse.com.mk/Indicies.aspx?Index=MBI10>

Composition of MBI10	Turnover (denars)	Volume	Num. of trans.	Last average price	% of monthly change of price
Alkaloid AD Skopje	103.887.055	5.900	348	18.000,00	3,12
Granit AD Skopje	7.438.798	5.900	44	1.299,95	7,86
Komercijalna banka AD Skopje	304.938.375	24.802	556	12.608,26	7,53
Makpetrol AD Skopje	10.041.098	139	47	73.503,33	7,75
Makedonijaturist AD Skopje	46.000	10	1	4.600,00	-2,13
Stopanska banka AD Skopje	6.260.659	4.402	53	1.500,00	3,88
TTK banka AD Skopje	14.627.318	10.678	45	1.390,00	-0,25
Makedonski Telekom AD Skopje	2.310.718	6.564	24	360,00	0,28
Stopanska banka AD Bitola	847.366	278	10	3.050,00	1,44
NLB Banka AD Skopje	39.085.340	1.450	144	28.200,00	2,11

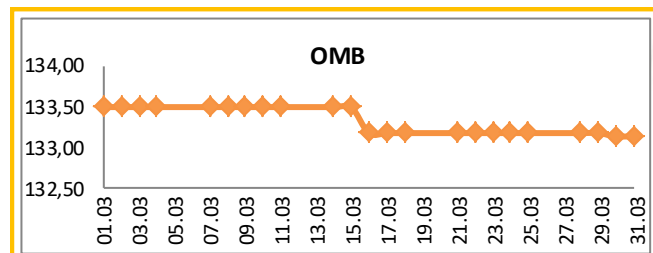
OMB

Value at 31.03.2022 **133,13**

MAX Value in March (02.03.2022) 133,49

MIN Value in March (30.03.2022) 133,13

% of change from 30.12.2021 -0,37%

All about OMB on: <http://www.mse.com.mk/Indicies.aspx?Index=OMB>

Composition of OMB	Turnover (denars)	Volume	Num. of trans.	Last average price	% of monthly change of price
Government bonds-denationalization XV issue (RMDEN15)		0	0	99,00	0,00
Government bonds-denationalization XVI issue (RMDEN16)		0	0	99,00	0,00
Government bonds-denationalization XVII issue (RMDEN17)		0	0	99,80	0,00
Government bonds-denationalization XVIII issue (RMDEN18)		0	0	99,58	0,00
Government bonds-denationalization XIX issue (RMDEN19)	1.548.311	25.176	4	99,00	-0,80
Government bonds-denationalization XX issue (RMDEN20)	2.729.206	44.287	10	99,80	-0,10



MONTHLY STATISTICAL BULLETIN

MBI10 LISTED COMPANIES RATIOS

Issuer	P/E Ratio ¹	Dividend yield ²	Foreign investors participation in March 2022	Foreign investors participation in February 2022	Change
Alkaloid AD Skopje	19,69	2,01%	2,74%	2,75%	-0,01%
Granit AD Skopje	30,01	2,51%	3,15%	3,15%	0,00%
Komercijalna banka AD Skopje	12,36	4,91%	2,33%	2,35%	-0,02%
Makpetrol AD Skopje	5,86	1,77%	1,42%	1,44%	-0,02%
Makedonijaturist AD Skopje	96,65	0,00%	0,80%	0,80%	0,00%
Stopanska banka AD Skopje	10,62	0,00%	92,38%	92,38%	0,00%
TTK banka AD Skopje	28,28	7,56%	1,10%	1,10%	0,00%
Makedonski Telekom AD Skopje	21,68	5,14%	1,09%	1,09%	0,00%
Stopanska banka AD Bitola	3,46	0,00%	1,96%	1,96%	0,00%
NLB banka AD Skopje	10,78	6,21%	87,54%	87,54%	0,00%

[1] Share price at last day of trading in currently month, / Earnings per share

[2] The ratios are calculated using the data from the last published Audited financial reports and last paid dividend.

FOREIGN INVESTORS—OFFICIAL MARKET

March 2022	Foreign Legal investors March 2021	Foreign private investors March 2022	Total Foreign entities March 2022	Total Foreign entities February 2021	Change
Shares[3]	34,42%	1,11%	35,53%	35,46%	0,07%
Denationalization bonds[4]	0,11%	0,09%	0,20%	0,19%	0,01%
Continuous government bonds [5]	0,00%	0,00%	0,00%	0,00%	0,00%

[3] Data as last day of trading in currently month according to the Central Securities Depository, regarding the participation of the foreign investors in the number of shares.

[4,5] Data as last day of trading in currently month according to the Central Securities Depository, regarding the participation of the foreign investors in the total nominal value of bonds.

FOREIGN AND DOMESTIC INVESTORS IN THE TOTAL TURNOVER [6]

	BUYING % of total	SELLING % of total
Foreign private investors		0,32%
Foreign Legal investors		1,75%
Total Foreign Legal entities	0,51%	2,07%
Domestic private investors		71,86%
Domestic Legal investors		26,95%
Total Domestic Legal entities	99,49%	97,93%

[6] Data as last day of trading in currently month according to the Central Securities Depository, regarding the participation of the foreign and domestic investors in the total turnover.

Note: The calculation does not take into account the public offer with the bonds of SN broker AD Skopje

TURNOVER PER MEMBERS / in denars

Member	Code	Trading in BEST system	% of trading in BEST sys.	Block (denars)	% block	Public auctions	% of Public auctions	Public offering	% of Public offering	Total
Eurohaus AD Skopje	EH	99.038.520	13,66	280.141.000	45,10	0	0,00	0	0,00	379.179.520
Komercijalna banka AD Skopje	KB	185.571.333	25,60	63.400.060	10,21	32.158.000	50,00	0	0,00	281.129.393
ILIRIKA INVESTMENTS AD Skopje	IL	122.747.500	16,93	135.211.800	21,77	15.248.000	23,71	0	0,00	273.207.300
INVESTBROKER AD Skopje	MI	51.640.656	7,12	108.284.184	17,43	5.529.000	8,60	0	0,00	165.453.840
NLB Banka AD Skopje	TN	88.498.897	12,21	0	0,00	0	0,00	0	0,00	88.498.897
TTK Banka Skopje	TK	55.967.962	7,72	27.849.414	4,48	0	0,00	0	0,00	83.817.376
INOVO BROKER AD Skopje	IN	42.856.248	5,91	6.227.032	1,00	0	0,00	0	0,00	49.083.280
Stopanska banka AD Skopje	SB	46.273.414	6,38	0	0,00	0	0,00	0	0,00	46.273.414
Fersped Broker AD Skopje	FR	29.197.335	4,03	0	0,00	0	0,00	0	0,00	29.197.335
Sparkase banka AD Skopje	SP	3.155.345	0,44	0	0,00	11.381.000	17,70	0	0,00	14.536.345
Total		724.947.209	100,00	621.113.490	100,00	64.316.000	100,00	0	100,00	1.410.376.699

Turnover via BEST system and turnover in block trades is calculated on the basis of double counting, in order to include the executed cross trades by the MSE members in the structure of the overall MSE turnover. As since July 13, during the government auctions on the selling side there is no brokers (i.e. MSE performs this role), the turnover derived from government auctions is still calculated on the basis of single counting.



MONTHLY STATISTICAL BULLETIN

AS A REMINDER

The product of the Macedonian Stock Exchange **BESTNET ANALYTICS** is a modern internet service that helps investors in building well-founded investment strategies and in bringing valuable investment decisions.

BESTNET ANALYTICS contains:

- Data for more than **100** companies traded on the Macedonian Stock Exchange
- More than **70** different financial indicators of companies and more than **40** indicators for banks
- Monitoring and comparing the values for the last **3** years
- Tracking results by quarters
- Data in den, euros and dollars
- Data for paid dividends from companies for the last **4** years
- Data for the major shareholders of the company
- Data for management bodies of the company
- Data for related companies
- Comparison and monitoring of a large number of financial indicators
- Monitoring indicators by sectors and industries
- Graphic display of technical indicators
- Over **40** technical indicators and oscillators
- Monitoring of investments, determining their current value
- Calculation of gains / losses from unrealized transactions
- Calculation of gains / losses from trades executed
- Simulated portfolios

Шифра на XB	Датум на трансакција	Број на трансакција	Количина	Куповна вредност - вкупно (во ден.)	Датум на последна цена	Последна просечна цена	Вкупна вредност (во ден.)	Нереализирана добитка / загуба (во ден.)	% промена од вкупување на XB	% од вредноста на вкупните вложувања
скратен преглед на поединечна трансакција										
GRNT	17.02.2009	X52515136	600,00	360.000,00	21.01.2009	653,11	391.866,00	1.800.000,00	133,33%	3,74%
TELE	11.06.2009	1235649	600,00	360.000,00	21.01.2009	653,11	391.866,00	31.866,00	8,85%	1,00%
детален преглед на поединечна трансакција										
P.Македонија - денационализација 01 (PMDEN01)										
Тип на хартија	Bond		Куповна вредност - вкупно (во ден.)		107.092,08		Датум на последна цена		27.11.2007	
Датум на трансакција	11.07.2008		Последна просечна цена		85,00		Вкупна вредност (во ден.)		116.662,50	
Број на трансакција	1919		Нето вредност (во ден.)		6.614.520,00		Нереализирана добитка / загуба (во ден.)		11.198,57	
Количина	2.250,00		% промена од купување на XB		10,05%		% од вредноста на вкупните вложувања		0,30%	
Куповна цена (во ден.)	77,50		Акмулирана камата (во ден.)		1.238,85		Вкупна вредност (во ден.)		117.888,35	
Номинална вредност	1,00 EUR		Куповна вредност (во ден.)		106.689,77		Нереализирана добитка / загуба (во ден.)		11.198,57	
Куповна вредност (во ден.)	402,31		% промена од купување на XB		10,05%		% од вредноста на вкупните вложувања		0,30%	
Купена акумул. камата (во ден.)	500,00		Трансакциони трошоци (во ден.)							
TOTAL			36.067.092,08		62.684.319,35		26.617.629,57		100,00%	

Опис на XB	Податоци од тргувањето
Лазарен сегмент	Официјален пазар
Лазарен подсегмент	Берзанска котација - обични акции
Тип на XB	Обични акции
ISIN број	MKALKA101011
Вкупни издадени XB	1431353
Шифра на XB	ALK
Номинална вредност	25,56 EUR
Дејења на цената и прометот	
Највисока цена во посл. 52 недели	4.599,00
Најниска цена во посл. 52 недели	3.799,00
% промена во посл. 30 дена	8,48%
% промена во посл. 3 месеци	6,98%
% промена во посл. 6 месеци	0,80%
% промена во посл. 1 година	-4,07%
Просечен дневен промет во посл. 30 дена	645.146,23
Просечен дневен промет во посл. 3 месеци	812.362,12
Просечен дневен промет во тековната година	626.836,29
Просечен дневен промет во посл. 52 недели	1.304.591,88
Показатели по акција за издавачот	
Коefициент цена / добитка	10,43
Дивиденден принос	3,98%
Коefициент цена / Книговодствена вредност по акција	0,91
Коefициент цена / Акмулирана добитка по акција	2,62
Коefициент цена / приходи од продажба	1,01
Коefициент цена / парични прилими од оперативни активности	13,59
Коefициент цена / оперативна добитка	8,93
Коefициент цена / EBITDA	6,35
Највисок P/E во посл. 52 недели	11,46
Најнисок P/E во посл. 52 недели	9,47
Нето добитка по акција за посл. 12 месеци	430,59
Коefициент цена / добитка за посл. 12 месеци	9,77

For more information on : www.bestnet.com.mk

ДО СОПСТВЕНИ КВАДРАТИ СО НАЈНИСКИ КАМАТИ

опција 1

2,9%фиксна камата за
првите пет години

опција 2

3,0%фиксна камата за
првите десет години**3,9%**променлива за остатокот
од периодот на отплата

Период на отплата

до **30**
години

Станбен кредит со
најниски камати на пазарот



комерцијална банка ад скопје

www.kb.com.mk
контакт центар: (02) 3 296 800



МАКЕДОНСКА БЕРЗА
MACEDONIAN STOCK EXCHANGE